


Kindergarten Parent Orientation

Camarena Elementary

Mrs. Demchuk

Welcome!

¡Bienvenidos!




First 3 Days!

- Meet on the blacktop at 8:00. Like R as in Robo Griffin
 - Find your child's class, put on their nametag, and help them form a line, say Goodbye!
- Early Dismissal at 12:00
 - Enter through Kinder playground gates, line up outside teacher's classroom for one to one dismissal. The gates will open 5 minutes before dismissal. YMCA/Concordia/Kids On The Go/Kids Depot/Bus riders will come to the classroom and pick up your child. (NO STUDENTS OR SIBLINGS PLAYING ON THE SCHOOL PLAYGROUNDS BEFORE OR AFTER SCHOOL.)



First 3 Days!

- What to bring on the first day
 - Healthy snack and drink. NO LUNCH until July 24th.
 - Ziploc of extra clothes
 - Backpack (no supplies needed; the school will provide them)
 - Appropriate clothing with closed toe shoes.
 - White emergency card




First Day

- Find teacher's line on the blacktop. Line R
- Find nametag
- Line up
- Wait for teacher
- Say goodbye to your child




Lunch and Snack

- For the first few weeks choose to have your child either be a packer or a buyer.
- Lunch is at 10:25 or 10:45. Snack is in the afternoon.
- Please provide a healthy snack each day (food and water).
- Please make sure the lunch and/or snack is food that your child can eat independently.
- Cafeteria information is in the Beginning School Packet from the office.



Meet the Teacher

1. Fill out any paperwork for your teacher.
2. Type in primary email, name, and phone number on teacher's laptop
3. Take a packet with your child's name and change of clothes bag (return by Friday, July 21st).
4. Bring your child back to meet their teacher!



Thank you!

- Please stay up to date on Kindergarten news through our school blog:

camarenaelementary.com

- Remember to subscribe to your teacher's blog.

MrsDemchuk.com

- Subscribe to Remind 101

